









Parent Impact Survey FY08-09

1. Program Name			
		Response Percent	Response Count
Art Trunks		100.0%	17
Autism		0.0%	0
Native Circles		0.0%	0
Care Management Services		0.0%	0
Early-In Blended Classrooms		0.0%	0
Early Intervention Team		0.0%	0
Easter Seals UCP		0.0%	0
FTCC ECEC		0.0%	0
MotheRead		0.0%	0
More At Four		0.0%	0
Read to Me		0.0%	0
Teens N Tots		0.0%	0
		<i>answered question</i>	17
		<i>skipped question</i>	0

2. Are you aware that because of Smart Start funds, PFC makes this program available?			
	Yes	No	Response Count
aware that SS funds PFC?	50.0% (8)	50.0% (8)	16
		<i>answered question</i>	16
		<i>skipped question</i>	1







3. Are you aware that because of Smart Start funds, PFC makes this program available?			
	Yes	No	Response Count
first time using program?	41.2% (7)	58.8% (10)	17
	<i>answered question</i>		17
	<i>skipped question</i>		0



4. How did you find out about it?			
		Response Percent	Response Count
referral		29.4%	5
<b>local pub</b>		<b>35.3%</b>	<b>6</b>
internet		11.8%	2
radio/tv		0.0%	0
phone book		0.0%	0
FFG		0.0%	0
Other (please specify)		23.5%	4
	<i>answered question</i>		17
	<i>skipped question</i>		0

5. How long after first contact did you enter program?			
		Response Percent	Response Count
<b>Within 1 week</b>		<b>52.9%</b>	<b>9</b>
within 1 month		41.2%	7
more than 1 month		5.9%	1
	<i>answered question</i>		17
	<i>skipped question</i>		0

6. because of this program, you:							
	strongly agree	agree	unsure	disagree	strongly disagree	Rating Average	Response Count
are more competent	<b>52.9% (9)</b>	29.4% (5)	17.6% (3)	0.0% (0)	0.0% (0)	1.65	17
are more confident	<b>52.9% (9)</b>	29.4% (5)	17.6% (3)	0.0% (0)	0.0% (0)	1.65	17
choose activities to help child learn more often	<b>70.6% (12)</b>	23.5% (4)	5.9% (1)	0.0% (0)	0.0% (0)	1.35	17
use better ways to handle child's behavior	<b>58.8% (10)</b>	0.0% (0)	41.2% (7)	0.0% (0)	0.0% (0)	1.82	17
understand the importance for your child to have regular medical checkups	<b>52.9% (9)</b>	5.9% (1)	35.3% (6)	5.9% (1)	0.0% (0)	1.94	17
have learned ways to make your home safe for your child	<b>52.9% (9)</b>	5.9% (1)	35.3% (6)	5.9% (1)	0.0% (0)	1.94	17
feel your child will be better prepared to enter kindergarten	<b>62.5% (10)</b>	25.0% (4)	12.5% (2)	0.0% (0)	0.0% (0)	1.50	16
	<b>answered question</b>						<b>17</b>
	<b>skipped question</b>						<b>0</b>



7. Please rate the program on the following:						
	excellent	good	fair	poor	Rating Average	Response Count
understand of children's developmental needs	<b>94.1% (16)</b>	0.0% (0)	5.9% (1)	0.0% (0)	1.12	17
family friendliness	<b>94.1% (16)</b>	5.9% (1)	0.0% (0)	0.0% (0)	1.06	17
willingness to share information openly	<b>94.1% (16)</b>	5.9% (1)	0.0% (0)	0.0% (0)	1.06	17
accessibility of technical assistance	<b>88.2% (15)</b>	11.8% (2)	0.0% (0)	0.0% (0)	1.12	17
customer service	<b>94.1% (16)</b>	5.9% (1)	0.0% (0)	0.0% (0)	1.06	17
	<b>answered question</b>					<b>17</b>
	<b>skipped question</b>					<b>0</b>

8. based on child's participation, their skills have improved in the following areas:			
		Response Percent	Response Count
gross motor		50.0%	8
<b>fine motor</b>		<b>81.3%</b>	<b>13</b>
language		56.3%	9
cognitive		50.0%	8
social skills		75.0%	12
don't know or n/a		6.3%	1
<b>answered question</b>			<b>16</b>
<b>skipped question</b>			<b>1</b>

9. does your child have ifp/ifsp?			
		Response Percent	Response Count
yes		15.4%	2
<b>no</b>		<b>84.6%</b>	<b>11</b>
<b>answered question</b>			<b>13</b>
<b>skipped question</b>			<b>4</b>

10. you read or shared stories, sang, played/listened to music or played games with your child...						
	1 time a week or less	2-3 times a week	4-5 times a week	more than 5 times a week	Rating Average	Response Count
before participating in this program	29.4% (5)	5.9% (1)	5.9% (1)	<b>58.8% (10)</b>	2.94	17
at this time (after participation)	6.3% (1)	18.8% (3)	0.0% (0)	<b>75.0% (12)</b>	3.44	16
<b>answered question</b>						<b>17</b>
<b>skipped question</b>						<b>0</b>

11. Please answer yes or no to the following:				
	yes	no	Rating Average	Response Count
were you referred to another agency or resource by this program?	20.0% (3)	80.0% (12)	1.80	15
did you contact this agency/resource?	100.0% (4)	0.0% (0)	1.00	4
	<i>answered question</i>			15
	<i>skipped question</i>			2

12. how long after contact did you use the service?				
			Response Percent	Response Count
within one week			66.7%	2
within one month			33.3%	1
more than one month			0.0%	0
did not use			0.0%	0
	<i>answered question</i>			3
	<i>skipped question</i>			14

13. if you chose not to use the service, why?				
			Response Percent	Response Count
too busy			0.0%	0
too hard to get into program			0.0%	0
didn't fit my needs			0.0%	0
Other (please specify)			0.0%	0
	<i>answered question</i>			0
	<i>skipped question</i>			17

14. are you aware of:				
	yes	no	Rating Average	Response Count
more at four	71.4% (10)	28.6% (4)	1.29	14
OFRC	64.3% (9)	35.7% (5)	1.36	14
PFC CCR&R	46.2% (6)	53.8% (7)	1.54	13
FFG	53.8% (7)	46.2% (6)	1.46	13
	<i>answered question</i>			14
	<i>skipped question</i>			3