


Parent Impact Survey FY08-09

1. Program Name			
		Response Percent	Response Count
Art Trunks		0.0%	0
Autism		0.0%	0
Native Circles		0.0%	0
Care Management Services		0.0%	0
Early-In Blended Classrooms		0.0%	0
Early Intervention Team		100.0%	71
Easter Seals UCP		0.0%	0
FTCC ECEC		0.0%	0
MotheRead		0.0%	0
More At Four		0.0%	0
Read to Me		0.0%	0
Teens N Tots		0.0%	0
		answered question	71
		skipped question	0

2. Are you aware that because of Smart Start funds, PFC makes this program available?			
	Yes	No	Response Count
aware that SS funds PFC?	88.7% (63)	11.3% (8)	71
		answered question	71
		skipped question	0







3. Are you aware that because of Smart Start funds, PFC makes this program available?			
	Yes	No	Response Count
first time using program?	83.8% (57)	16.2% (11)	68
	<i>answered question</i>		68
	<i>skipped question</i>		3

4. How did you find out about it?			
		Response Percent	Response Count
referral		55.7%	39
local pub		0.0%	0
internet		0.0%	0
radio/tv		1.4%	1
phone book		2.9%	2
FFG		2.9%	2
Other (please specify)		38.6%	27
	<i>answered question</i>		70
	<i>skipped question</i>		1

5. How long after first contact did you enter program?			
		Response Percent	Response Count
Within 1 week		46.4%	32
within 1 month		42.0%	29
more than 1 month		11.6%	8
	<i>answered question</i>		69
	<i>skipped question</i>		2

6. because of this program, you:							
	strongly agree	agree	unsure	disagree	strongly disagree	Rating Average	Response Count
are more competent	59.2% (42)	36.6% (26)	4.2% (3)	0.0% (0)	0.0% (0)	1.45	71
are more confident	63.4% (45)	35.2% (25)	1.4% (1)	0.0% (0)	0.0% (0)	1.38	71
choose activities to help child learn more often	54.9% (39)	39.4% (28)	4.2% (3)	1.4% (1)	0.0% (0)	1.52	71
use better ways to handle child's behavior	57.7% (41)	39.4% (28)	2.8% (2)	0.0% (0)	0.0% (0)	1.45	71
understand the importance for your child to have regular medical checkups	57.7% (41)	28.2% (20)	9.9% (7)	1.4% (1)	2.8% (2)	1.63	71
have learned ways to make your home safe for your child	49.3% (35)	40.8% (29)	5.6% (4)	2.8% (2)	1.4% (1)	1.66	71
feel your child will be better prepared to enter kindergarten	50.0% (35)	35.7% (25)	10.0% (7)	4.3% (3)	0.0% (0)	1.69	70
	answered question						71
	skipped question						0





7. Please rate the program on the following:						
	excellent	good	fair	poor	Rating Average	Response Count
understand of children's developmental needs	78.9% (56)	18.3% (13)	2.8% (2)	0.0% (0)	1.24	71
family friendliness	74.6% (53)	21.1% (15)	4.2% (3)	0.0% (0)	1.30	71
willingness to share information openly	74.6% (53)	23.9% (17)	1.4% (1)	0.0% (0)	1.27	71
accessibility of technical assistance	50.7% (36)	43.7% (31)	4.2% (3)	1.4% (1)	1.56	71
customer service	69.0% (49)	26.8% (19)	4.2% (3)	0.0% (0)	1.35	71
	answered question					71
	skipped question					0





8. based on child's participation, their skills have improved in the following areas:			
		Response Percent	Response Count
gross motor		39.1%	25
fine motor		40.6%	26
language		45.3%	29
cognitive		43.8%	28
social skills		53.1%	34
don't know or n/a		39.1%	25
	answered question		64
	skipped question		7

9. does your child have ifp/ifsp?				
			Response Percent	Response Count
yes			21.3%	13
no			78.7%	48
			<i>answered question</i>	61
			<i>skipped question</i>	10

10. you read or shared stories, sang, played/listened to music or played games with your child...						
	1 time a week or less	2-3 times a week	4-5 times a week	more than 5 times a week	Rating Average	Response Count
before participating in this program	23.5% (16)	22.1% (15)	17.6% (12)	36.8% (25)	2.68	68
at this time (after participation)	4.8% (3)	21.0% (13)	21.0% (13)	53.2% (33)	3.23	62
					<i>answered question</i>	68
					<i>skipped question</i>	3

11. Please answer yes or no to the following:				
	yes	no	Rating Average	Response Count
were you referred to another agency or resource by this program?	32.3% (21)	67.7% (44)	1.68	65
did you contact this agency/resource?	80.6% (25)	19.4% (6)	1.19	31
			<i>answered question</i>	65
			<i>skipped question</i>	6

12. how long after contact did you use the service?			
		Response Percent	Response Count
within one week		42.9%	12
within one month		32.1%	9
more than one month		14.3%	4
did not use		10.7%	3
		answered question	28
		skipped question	43

13. if you chose not to use the service, why?			
		Response Percent	Response Count
too busy		40.0%	2
too hard to get into program		20.0%	1
didn't fit my needs		20.0%	1
Other (please specify)		20.0%	1
		answered question	5
		skipped question	66

14. are you aware of:				
	yes	no	Rating Average	Response Count
more at four	61.5% (40)	38.5% (25)	1.38	65
OFRC	46.9% (30)	53.1% (34)	1.53	64
PFC CCR&R	41.0% (25)	59.0% (36)	1.59	61
FFG	48.4% (30)	51.6% (32)	1.52	62
	<i>answered question</i>			66
	<i>skipped question</i>			5