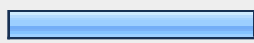

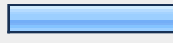






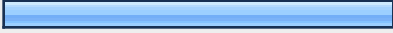



2008-09 FTCC- Early Childhood Educational Center (Provider Impact Survey)

1. Which best describes you?			
		Response Percent	Response Count
FTCC Co-op students		37.5%	3
CC Schools Huskin Students		12.5%	1
College Student Field Placement		0.0%	0
Director		25.0%	2
Lead Teacher		25.0%	2
Assistant Teacher		0.0%	0
		answered question	8
		skipped question	2

2. Which best describes your child care facility?			
		Response Percent	Response Count
Developmental Day Child Care		10.0%	1
Head Start		0.0%	0
Military Site		0.0%	0
Private Child Care		80.0%	8
Public School		0.0%	0
Not applicable		10.0%	1
		answered question	10
		skipped question	0


3. Please rate the services you have received in fiscal year 2008-2009. (Select all that apply):

	Not applicable	Very helpful	Fairly helpful	Slightly helpful	No help at all	Response Count
Mentoring	12.5% (1)	87.5% (7)	0.0% (0)	0.0% (0)	0.0% (0)	8
Tour	25.0% (2)	75.0% (6)	0.0% (0)	0.0% (0)	0.0% (0)	8
Internship	44.4% (4)	55.6% (5)	0.0% (0)	0.0% (0)	0.0% (0)	9
Presentations	12.5% (1)	87.5% (7)	0.0% (0)	0.0% (0)	0.0% (0)	8
Raising a Reader	22.2% (2)	66.7% (6)	11.1% (1)	0.0% (0)	0.0% (0)	9
Workshop	44.4% (4)	55.6% (5)	0.0% (0)	0.0% (0)	0.0% (0)	9
	<i>answered question</i>					10
	<i>skipped question</i>					0

4. In what ways have YOU benefited from the FTCC Early Childhood Center services? (Select all that apply):			
		Response Percent	Response Count
Increased my credential/education level		50.0%	5
Gained knowledge of at least 1 new tool/service/program		70.0%	7
Gained networking/partnership opportunities		80.0%	8
Increased awareness of early childhood services/resources		60.0%	6
Are more confident about applying these skills or techniques		50.0%	5
Are more competent about applying these skills or techniques		30.0%	3
Feel better able to prepare children for Kindergarten		60.0%	6
	Other (please specify)		0
	answered question		10
	skipped question		0

5. Rate the overall quality of the FTCC Early Childhood Center services:						
	Excellent	Good	Average	Fair	Poor	Response Count
Appropriateness of services	100.0% (10)	0.0% (0)	0.0% (0)	0.0% (0)	0.0% (0)	10
Accessibility of services	90.0% (9)	10.0% (1)	0.0% (0)	0.0% (0)	0.0% (0)	10
Quality of service	100.0% (10)	0.0% (0)	0.0% (0)	0.0% (0)	0.0% (0)	10
Usefulness of resources and services to you in enhancing your program	100.0% (9)	0.0% (0)	0.0% (0)	0.0% (0)	0.0% (0)	9
	<i>answered question</i>					10
	<i>skipped question</i>					0

6. The FTCC Early Childhood Center staff customer service was:					
	Strongly agree	Agree	Disagree	Strongly disagree	Response Count
Respectful and courteous	100.0% (10)	0.0% (0)	0.0% (0)	0.0% (0)	10
Prompt	90.0% (9)	10.0% (1)	0.0% (0)	0.0% (0)	10
Knowledgeable	100.0% (10)	0.0% (0)	0.0% (0)	0.0% (0)	10
Accessible	100.0% (10)	0.0% (0)	0.0% (0)	0.0% (0)	10
Good at keeping me well informed	90.0% (9)	10.0% (1)	0.0% (0)	0.0% (0)	10
	<i>answered question</i>				10
	<i>skipped question</i>				0

7. Please rate your level of satisfaction with FTCC Early Childhood Center:			
		Response Percent	Response Count
Very satisfied		100.0%	10
Satisfied		0.0%	0
Somewhat satisfied		0.0%	0
Not satisfied		0.0%	0
		<i>answered question</i>	10
		<i>skipped question</i>	0

8. Name two things FTCC Early Childhood Center does very well:		
		Response Count
		8
		<i>answered question</i>
		8
		<i>skipped question</i>
		2

9. Name two things FTCC Early Childhood Center could improve:		
		Response Count
		6
		<i>answered question</i>
		6
		<i>skipped question</i>
		4