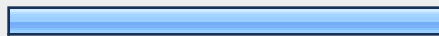







Provider Impact Survey FY08-09


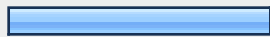



1. program name?			
		Response Percent	Response Count
art trunks		0.0%	0
CCS core		0.0%	0
Early in program outreach		0.0%	0
FTCC ECEC		0.0%	0
FSU outdoors		0.0%	0
ITSC		0.0%	0
Kindermusik		100.0%	40
R&D		0.0%	0
Read to Me		0.0%	0
		<i>answered question</i>	40
		<i>skipped question</i>	0

2. Are you aware that SS funds PFC?			
		Response Percent	Response Count
Yes		92.5%	37
No		7.5%	3
		<i>answered question</i>	40
		<i>skipped question</i>	0

3. Please choose the answer that is most appropriate					
	yes	no	n/a	Rating Average	Response Count
gained knowledge	100.0% (39)	0.0% (0)	0.0% (0)	1.00	39
gained networking opp	84.2% (32)	2.6% (1)	13.2% (5)	1.29	38
increased awareness	89.7% (35)	2.6% (1)	7.7% (3)	1.18	39
are more confident	100.0% (40)	0.0% (0)	0.0% (0)	1.00	40
are more competent	100.0% (39)	0.0% (0)	0.0% (0)	1.00	39
feel better able to prepare child for kinder	90.0% (36)	0.0% (0)	10.0% (4)	1.20	40
will refer other people to services	94.7% (36)	0.0% (0)	5.3% (2)	1.11	38
will implement changes that will decrease barriers for families	47.4% (18)	0.0% (0)	52.6% (20)	2.05	38
will enhance or make improvements to your program	95.0% (38)	0.0% (0)	5.0% (2)	1.10	40
will work collaboratively with other key providers	87.2% (34)	0.0% (0)	12.8% (5)	1.26	39
	answered question				40
	skipped question				0

4. your work affiliation			
		Response Percent	Response Count
PFC program		66.7%	24
CC provider/assistant dir./dir./owner		33.3%	12
community-based org		11.1%	4
faith-based org		2.8%	1
	answered question		36
	skipped question		4

5. What best describes your facility?			Response Percent	Response Count
home			4.5%	1
center			95.5%	21
			<i>answered question</i>	22
			<i>skipped question</i>	18

6. What is the star rating of your facility?			Response Percent	Response Count
1 star			5.0%	1
3 star			0.0%	0
5 star			40.0%	8
no license			30.0%	6
2 star			10.0%	2
4 star			15.0%	3
gs-110			0.0%	0
temp license			0.0%	0
			<i>answered question</i>	20
			<i>skipped question</i>	20

7. first time using program?				
			Response Percent	Response Count
yes			22.5%	9
no			77.5%	31
			answered question	40
			skipped question	0

8. Rate the program on the following:						
	excellent	good	fair	poor	Rating Average	Response Count
appropriateness of TA	87.2% (34)	7.7% (3)	5.1% (2)	0.0% (0)	1.18	39
accessibility of TA	84.2% (32)	10.5% (4)	5.3% (2)	0.0% (0)	1.21	38
quality of service	89.7% (35)	7.7% (3)	2.6% (1)	0.0% (0)	1.13	39
customer service	89.5% (34)	7.9% (3)	2.6% (1)	0.0% (0)	1.13	38
answered question						39
skipped question						1

9. rate helpfulness						
	very	somewhat	not	n/a	Rating Average	Response Count
FMOA: art trunks	40.5% (15)	5.4% (2)	2.7% (1)	51.4% (19)	2.65	37
Kindermusik	83.8% (31)	0.0% (0)	0.0% (0)	16.2% (6)	1.49	37
read to me	71.1% (27)	2.6% (1)	0.0% (0)	26.3% (10)	1.82	38
PFC cc provider training	14.7% (5)	2.9% (1)	0.0% (0)	82.4% (28)	3.50	34
PFC ccr&r	14.7% (5)	5.9% (2)	0.0% (0)	79.4% (27)	3.44	34
FFG	41.2% (14)	23.5% (8)	0.0% (0)	35.3% (12)	2.29	34
MAF	71.8% (28)	10.3% (4)	0.0% (0)	17.9% (7)	1.64	39
PFC website	41.7% (15)	11.1% (4)	0.0% (0)	47.2% (17)	2.53	36
PDCC	17.1% (6)	2.9% (1)	0.0% (0)	80.0% (28)	3.43	35
QIG	14.3% (5)	5.7% (2)	0.0% (0)	80.0% (28)	3.46	35
PFC library	57.9% (22)	10.5% (4)	0.0% (0)	31.6% (12)	2.05	38
resource teachers	25.0% (9)	8.3% (3)	0.0% (0)	66.7% (24)	3.08	36
WAGE\$	20.0% (7)	2.9% (1)	0.0% (0)	77.1% (27)	3.34	35
	answered question					40
	skipped question					0